



KW-2700

Pin-Point Chainstitch Machine



► *Stitch type for KW-2700:*




KW-2800A

Computerized Pin-Point Handstitch Machine

* Air compressor required



► *Stitch type for KW-2800A:*



Front Stitch

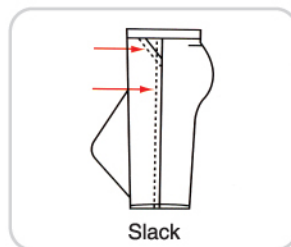
Back Stitch

► *Applications for the above machines:*



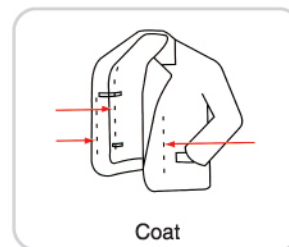
Shirt

KW-2700 & KW-2800A



Slack

KW-2700 & KW-2800A



Coat

KW-2800A

Model	Sewing Speed (stitch/min)	Needle Gauge (mm)	Presser Foot Lift (mm)	Needle	GW / NW (kg)	Packing Size (mm)
KW-2700	1200 - 2000	1.8 & 4.0	By Hand = 5 By Knee = 10	DB x 1 29-C-151	34 / 32	630 x 250 x 575
KW-2800A	420 - 500	Set Free	By Knee = 8	780C #16, #18, #20, #23	240 / 190	1300 x 1000 x 880